



K.L.E. Society's
BASAVAPRABHU KORE ARTS, SCIENCE AND COMMERCE
COLLEGE, CHIKODI – 591 201.

(Accredited at 'A' with 3.26 CGPA in 3rd Cycle)

Website: www.klesbkcollegechikodi.edu.in

e-mail: kles_bkcc@rediffmail.com

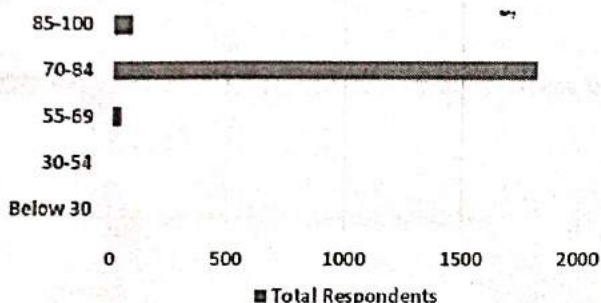
☎ : 08338 – 272176

Students Satisfactory Survey 2020-21

The student's satisfactory survey (SSS) was conducted for the academic Year 2020-21. Following graph and table shows the detailed result of SSS.

Q1. How much of the syllabus is covered in the class by the respective teacher?

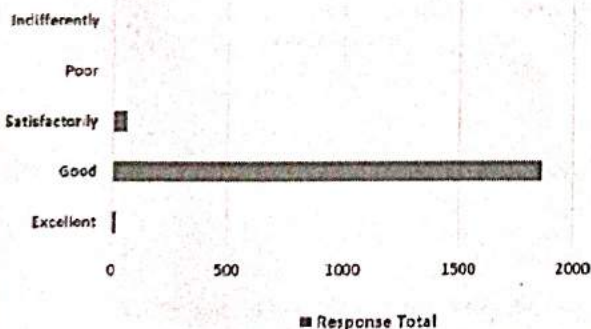
Q1. Syllabus covered by the Teacher



	Total Respondents	Response %
Below 30		
30-54		
55-69	37	1.90
70-84	1820	93.71
85-100	85	4.37
Total	1942	

Q2. How well did the teacher prepare for the classes?

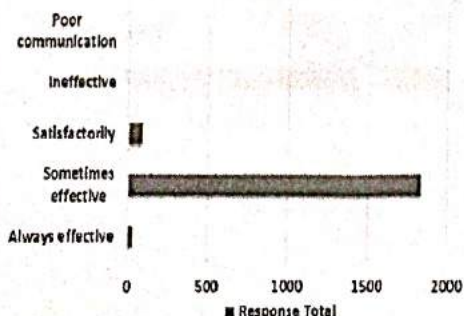
How well did the teacher prepare for the classes



	Response Total	Responses %
Excellent	20	1.02
Good	1863	95.93
Satisfactorily	59	3.03
Poor		
Indifferently		
Total	1942	

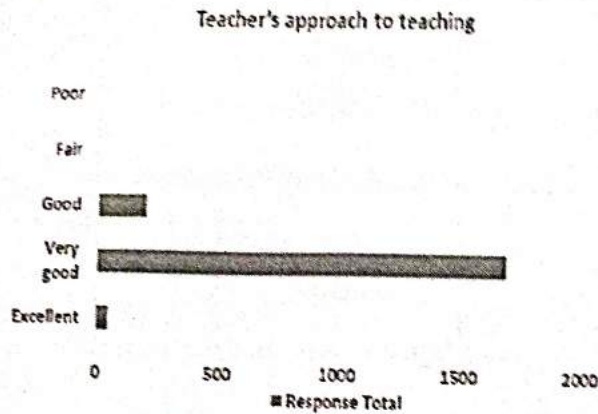
Q3. How well the teacher is able to communicate

How well the teacher is able to communicate



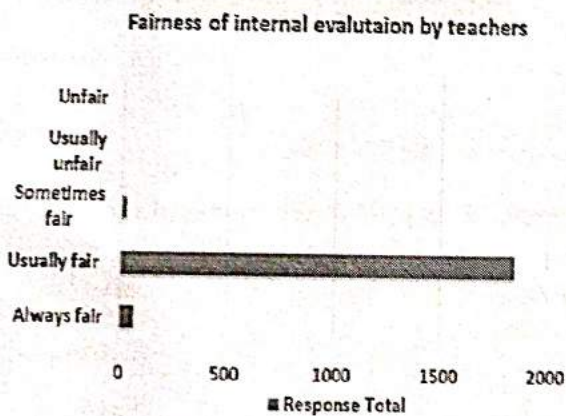
	Response Total	Response %
Always effective	27	1.39
Sometimes effective	1830	94.23
Satisfactorily	85	9.02
Ineffective		
Poor communication		
Total	1942	

Q4. The teacher's approach to teaching can best be described as




	Response Total	Response %
Excellent	52	2.677
Very good	1693	87.17
Good	197	10.14
Fair		
Poor		
Total	1942	

Q5. Fairness of the internal evaluation process by the teachers



	Response Total	Response %
Always fair	67	3.45
Usually fair	1851	95.31
Sometimes fair	24	1.23
Usually unfair		


Q6. Was your performance in assignments discussed with you?



	Response Total	Response %
Every time	9	0.46
Usually	1669	85.94
Sometime	264	13.59
Rarely		
Never		

Q7. The teacher illustrates the concepts through examples and applications

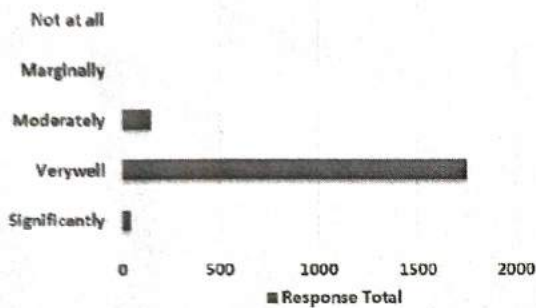
Teacher illustrates concepts with examples



	Response Total	Response %
Regularly	35	1.802265705
Often	1858	95.67456231
Sometime	49	2.523171988
Rarely		
Never		

Q8. Teacher identifies your strengths and encourages you by providing right level of challenges


Teacher identifies your strength and encourage



	Response Total	Response %
Significantly	40	2.05973223
Verywell	1753	90.2677652
Moderately	149	7.67250257
Marginally		
Not at all		

Q9. Teacher is able to identify your weaknesses and help you to overcome them:


Teacher identify your weakness and help overcome



	Response total	Response %
Strongly agree	9	0.463439753
agree	1529	78.73326468
Neutral	406	20.90628218
Disagree		
Strongly disagree		
Total	1942	

Q. 10. Teacher informs you about your expected competencies, programme outcomes and course outcomes

Teacher informs about expected competencies



	Response total	Response %
Every time	52	2.677652
Usually	1646	84.75798
Sometimes	244	12.56437
Rarely		
Never		
Total	1942	



[Handwritten signature]

PRINCIPAL
KLES'S Basavaprabhu Kore
 Arts, Science and Commerce College
 CHIKODI - 591 201